

# Housing and Disability

This factsheet looks at the issues of housing and homelessness as experienced by persons with disabilities. Read the [background document](#) to this factsheet. All data is provided by the **Central Statistics Office (CSO)**.

Access to appropriate and secure housing has been recognised as a key factor in assisting persons with disabilities to lead independent and fulfilling lives in the community. Article 19 of the Convention on the Rights of Persons with Disabilities (CRPD) expresses a right for persons with disabilities to choose their place of residence on an equal basis with others.

## Where do persons with disabilities live?



**92.9%**  
in Private  
Households in  
2016



**7.1%**  
in Communal  
Establishments in  
2016



**0.3%**  
Homeless in  
2016

**97.3%**  
for General  
Population

**2.63%**  
for General  
Population

**0.14%**  
for General  
Population

Source: CSO Census data



# Communal Establishments

A communal establishment is an establishment that provides managed residential accommodation. Examples include nursing homes, hospitals, shelters, religious communities and prisons. Most congregated settings for persons with disabilities are counted as Nursing and Children's Homes within the census data.

When compared to the general population as a whole, a person with a disability is more likely to live in a communal establishment. On census night there were 126,199 people staying in a communal establishment, 35% of which had a disability.



Persons with Disabilities live in Communal Establishments

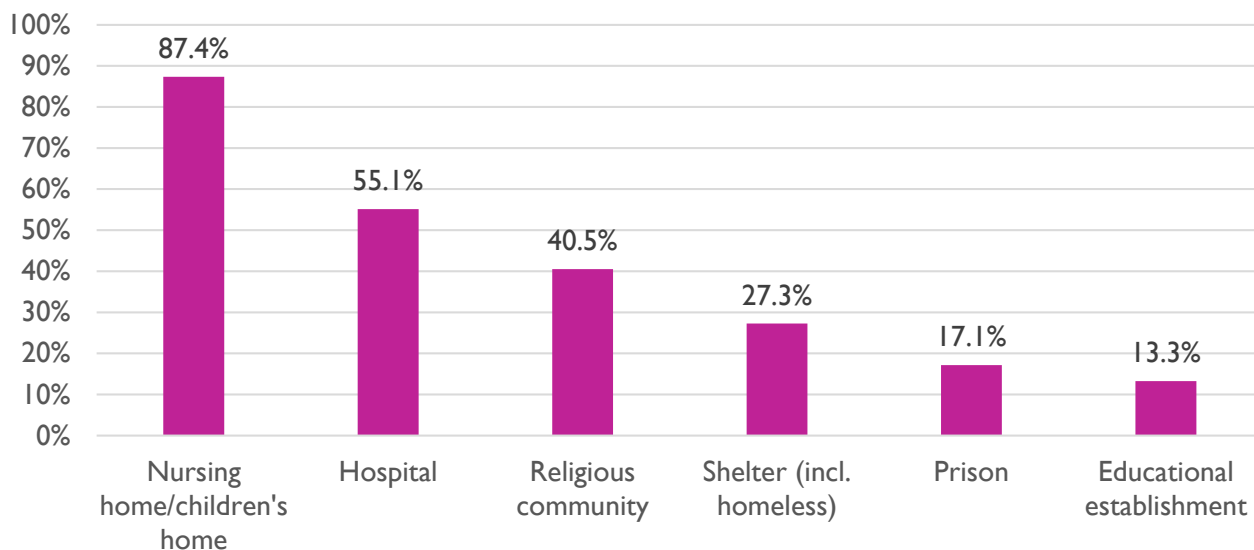


35% of residents in communal establishments have a disability



87% of residents in nursing homes have a disability

Share of Residents with Disabilities by Communal Establishment Type



Source: CSO Census Data

# Private Households

92.9% of all persons with disabilities were resident in private households on census night in 2016. A majority of these (68.8%) live in owner occupied properties. A smaller share of persons with disabilities (12.4%) rent from private landlords as compared to the general population (17.8%), while a larger share (13.4%) rent from a Local Authority as compared to the general population (8.4%).

Persons with disabilities are also generally more likely to be living alone as compared to the general population.



**Persons with Disabilities live in Private Households**

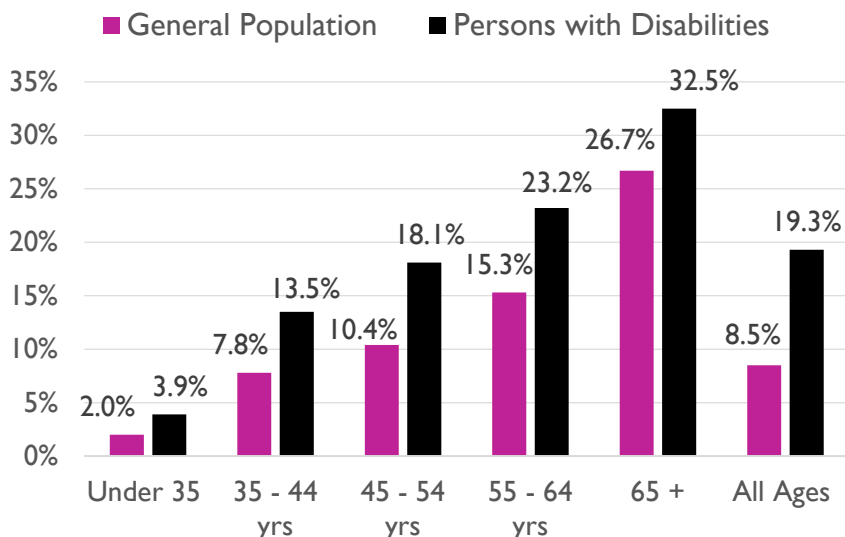


**68.8% of persons with disabilities live in an owner occupied property**



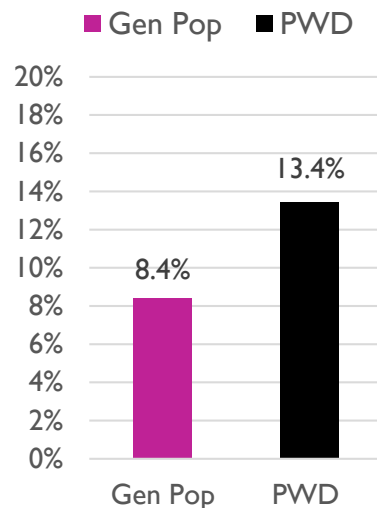
**13.4% of persons with disabilities are renting a property from a Local Authority**

**Persons in Private Households Living Alone by Age Group 2016**



Source: CSO Census Data

**Renting from a Local Authority 2016**



Source: CSO Census Data

# Homelessness

Persons with disabilities can often be more exposed to the risk of homelessness than others. Individuals with mental health difficulties may face significant accommodation problems after being discharged from hospital. In 2016 11.9% of homeless persons in Ireland had a psychological or emotional condition.

Male persons with disabilities are generally more likely to be homeless than females. Over 65% of all homeless persons with disabilities are male and 30.4% of homeless males have some form of disability.



**Persons with Disabilities are Homeless**

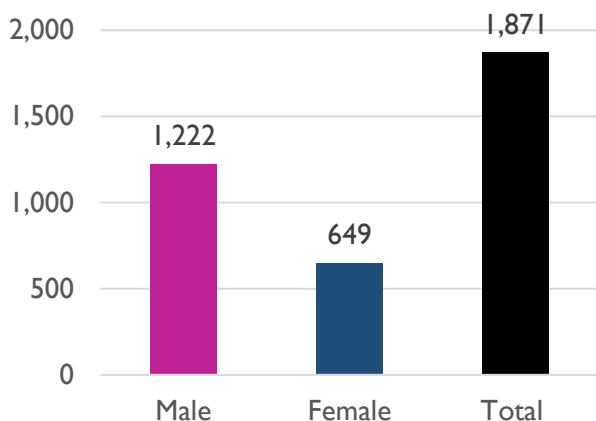


**27.1% of homeless persons have some form of disability**



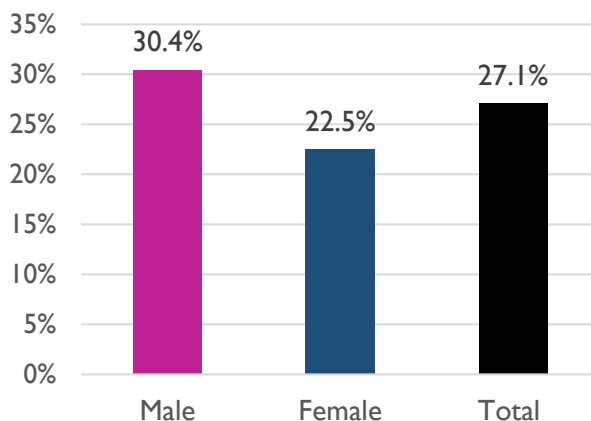
**11.9% of homeless persons have a psychological or emotional condition**

**Number of Homeless Persons with a Disability by Gender 2016**



Source: CSO Census Data

**Share of Homeless Persons with a Disability by Gender 2016**



Source: CSO Census Data

For further information on any of the statistics in this factsheet visit <http://nda.ie/Resources/Factsheets/>